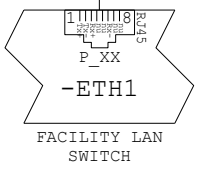
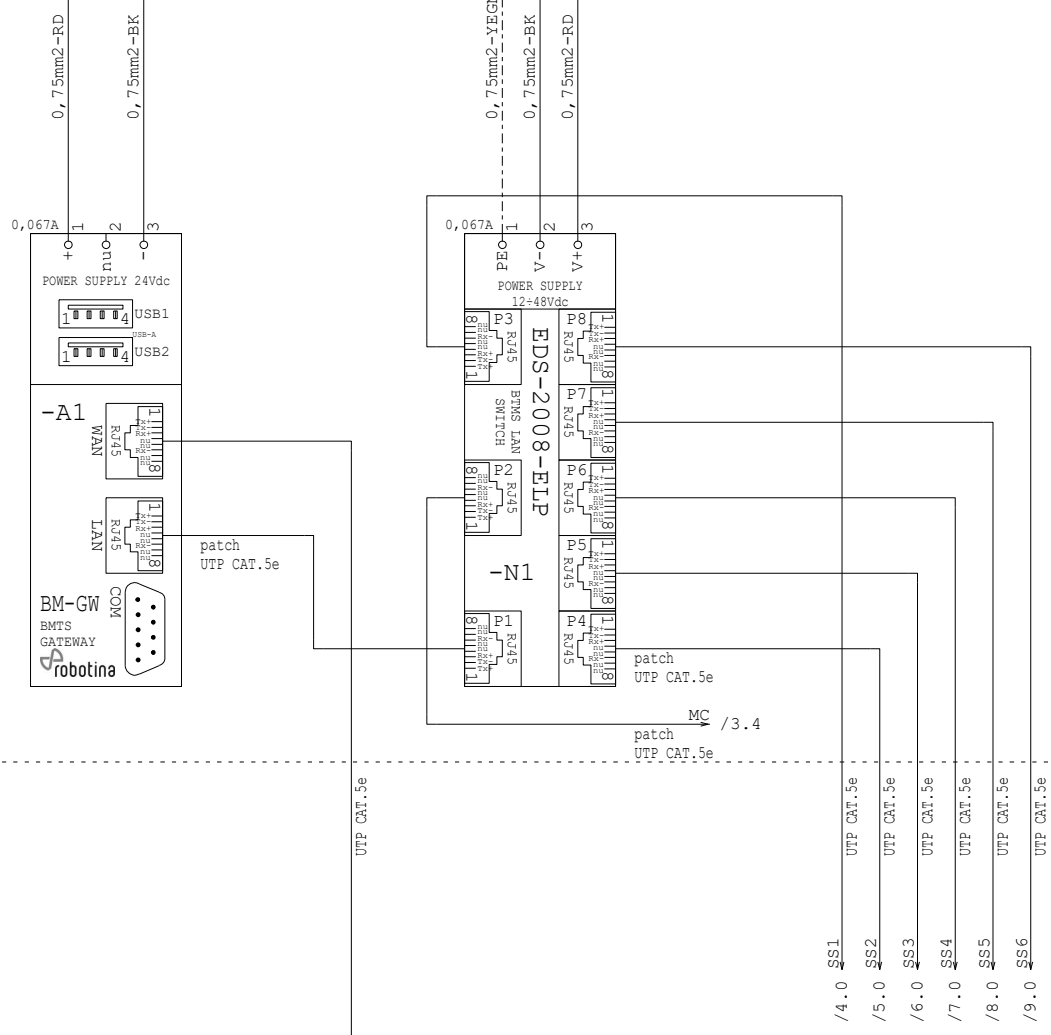




0	1	2	3	4	5	6	7	8	9
---	---	---	---	---	---	---	---	---	---

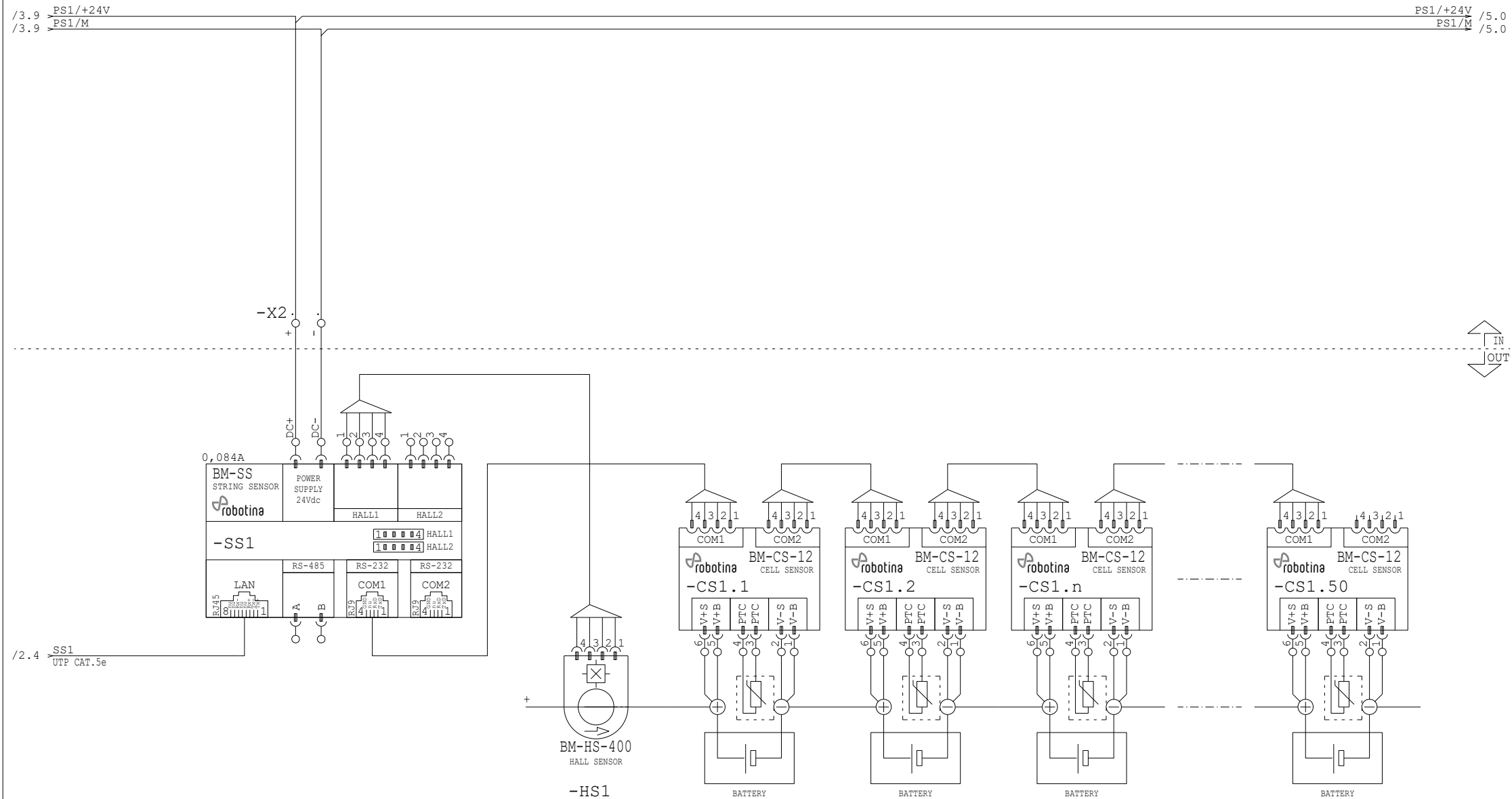
/1.9 PS1/+24V  
 /1.9 PS1/M  
 /1.9 PE  
 PS1/+24V /3.0  
 PS1/M /3.0  
 PE



CABINET WITH 1 SWITCH

Date	06.11.23	Ident. No	XXX	BTMS Battery Monitoring System 1 x BM-SS	 www.robotina.com	ROBOTINA d.o.o. Company for engineering, marketing, commerce and production Ident. No: I2S 1628	Drawing title:		BTMS =BDB1	
Arhitect	Robotina	XXX	WIRING DIAGRAM							
Draw by	DL	XXX	Project No:				23-ROB-104	Proj. des.:	IFC	Drawing No:
Standard	DIN 61346	Costumer	Project						Of pages:	10

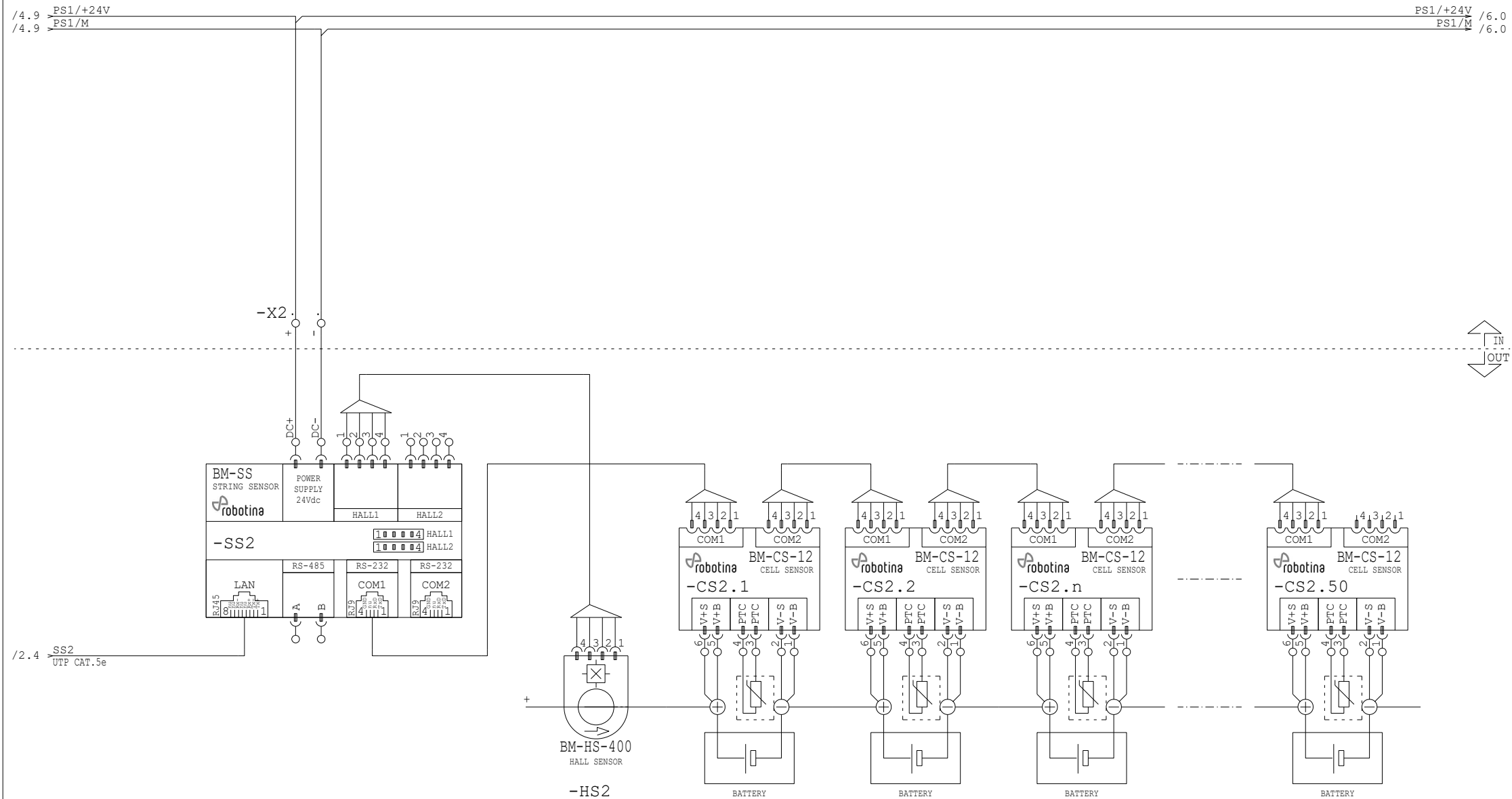




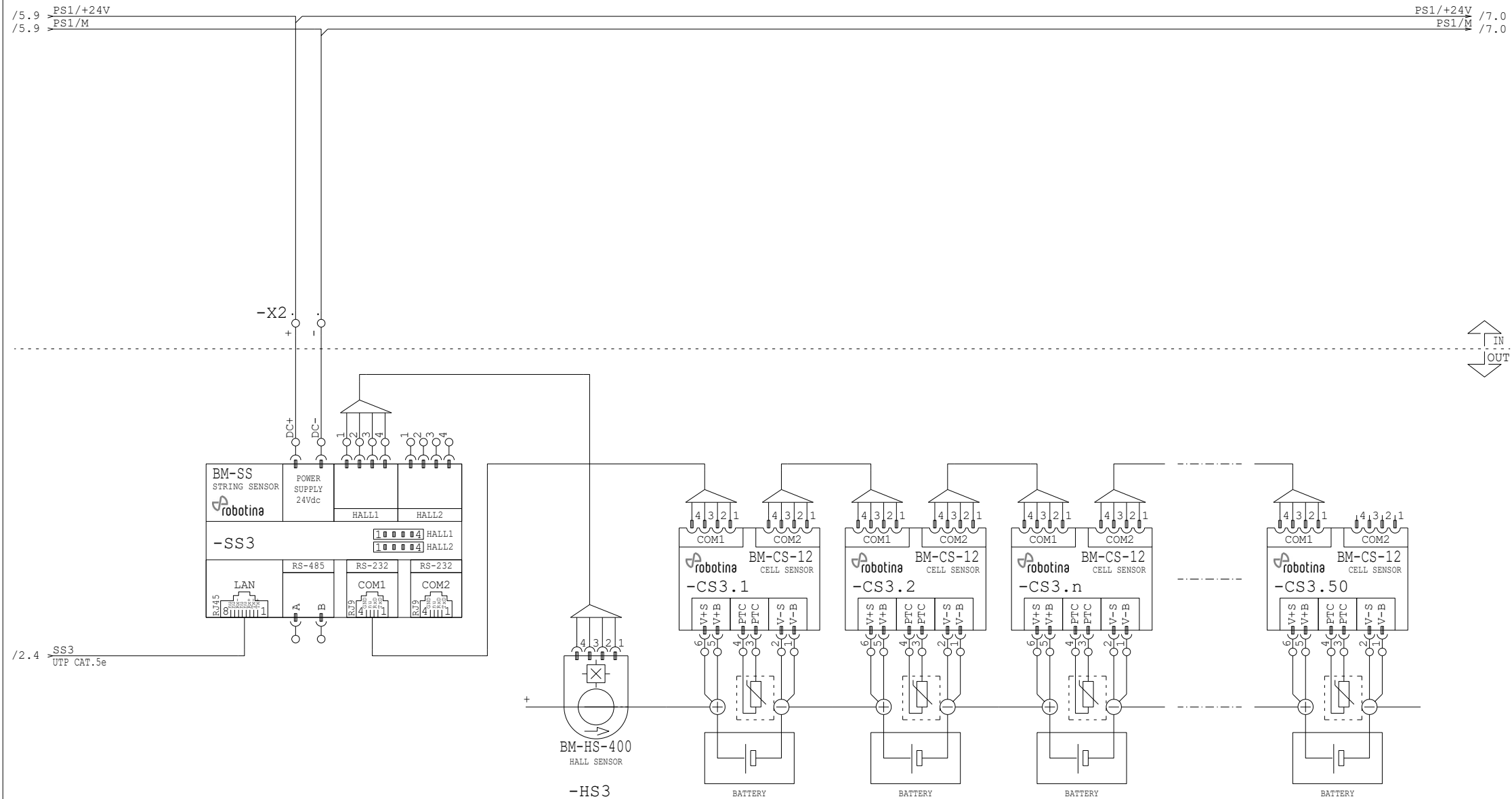
Date	06.11.23	Ident. No	XXX	BTMS	Drawing title:	BTMS
Arhitect	Robotina		XXX	Battery Monitoring System		WIRING DIAGRAM
Draw by	DL		XXX	1 x BM-SS		
Standard	DIN 61346	Costumer		Project	Project No:	23-ROB-104
					Proj. des.:	IFC
					Drawing No:	BM-CA-06
					Page:	4
					Of pages:	10

**ROBOTINA d.o.o.**  
 Company for engineering,  
 marketing, commerce  
 and production  
 Ident. No: I2S 1628  
[www.robotina.com](http://www.robotina.com)

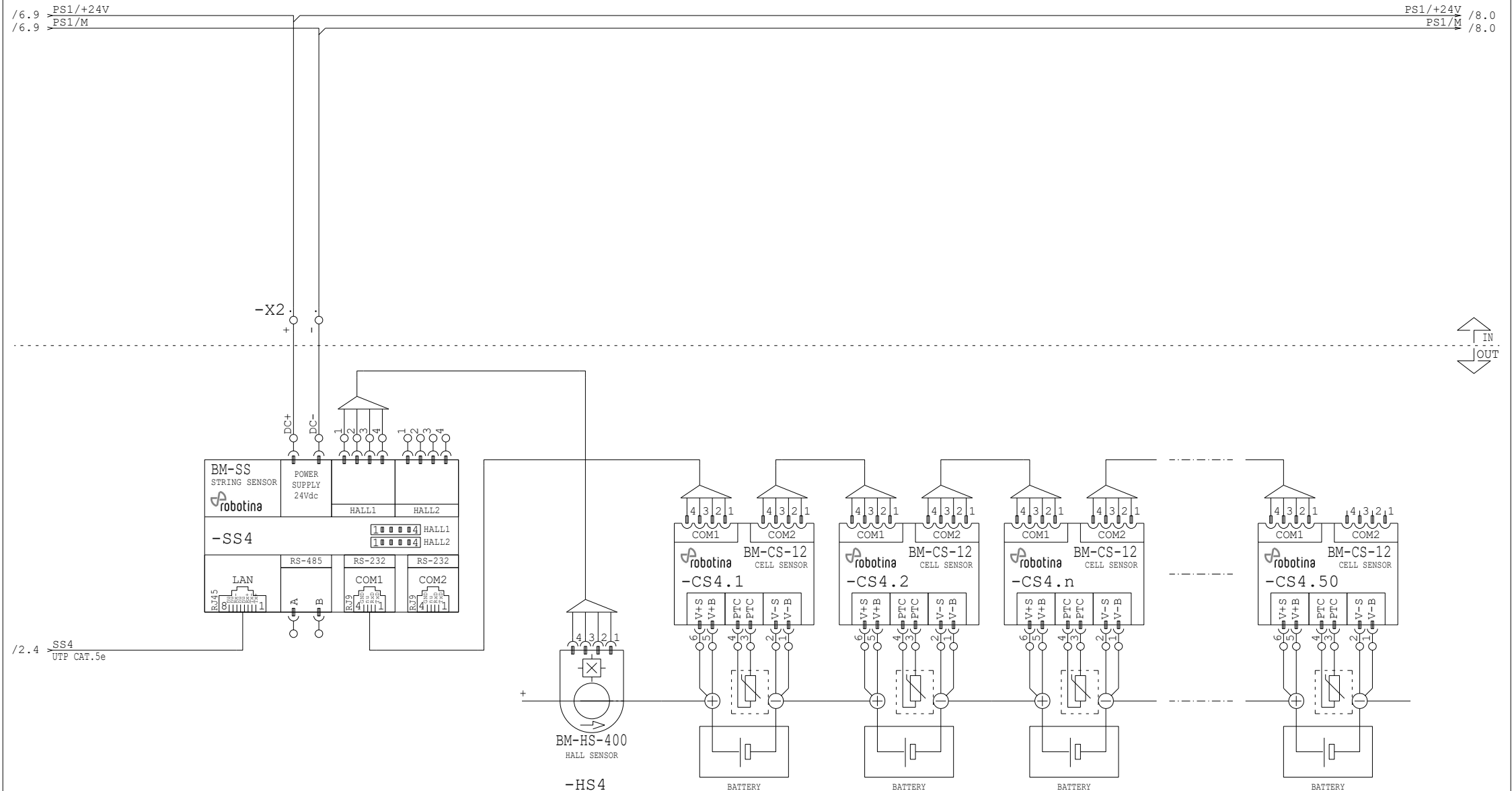
=BDB1



Date	06.11.23	Ident. No	XXX	BTMS Battery Monitoring System 1 x BM-SS		Drawing title:	BTMS WIRING DIAGRAM	=BDB1
Arhitect	Robotina		XXX					
Draw by	DL		XXX			Project No:	23-ROB-104	Page: 5
Standard	DIN 61346	Costumer		Project		Proj. des.:	IFC	Of pages: 10
						Drawing No:	BM-CA-06	
						Ident. No:	I2S 1628	



Date	06.11.23	Ident. No	XXX	BTMS Battery Monitoring System 1 x BM-SS		Drawing title:	BTMS WIRING DIAGRAM	=BDB1
Arhitect	Robotina		XXX			Project No:	23-ROB-104	Page: 6
Draw by	DL		XXX			Proj. des.:	IFC	Of pages: 10
Standard	DIN 61346	Costumer		Project		Drawing No:	BM-CA-06	

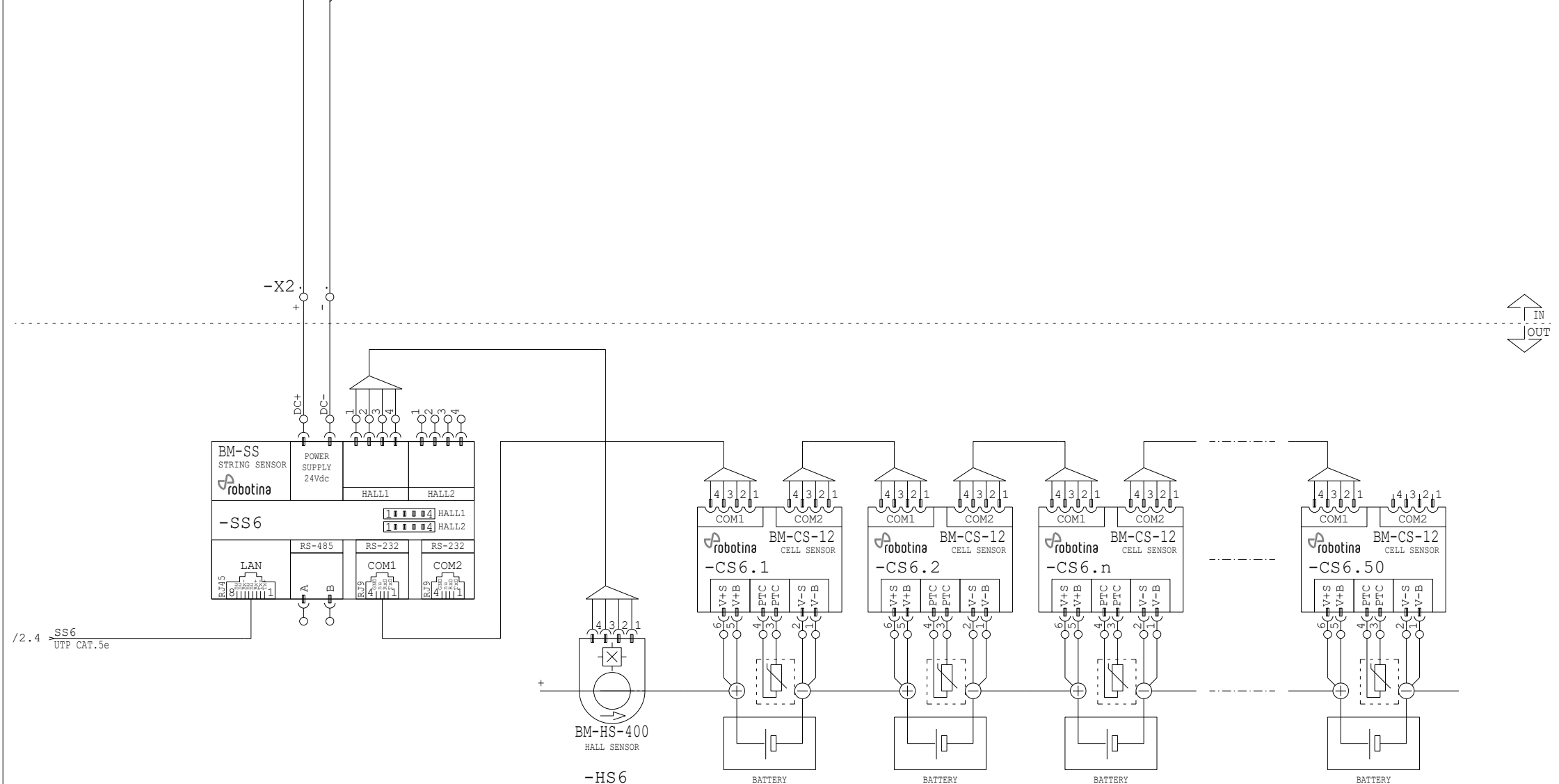


Date	06.11.23	Ident. No	XXX	BTMS Battery Monitoring System 1 x BM-SS	 ROBOTINA d.o.o. Company for engineering, marketing, commerce and production Ident. No: I2S 1628 <a href="http://www.robotina.com">www.robotina.com</a>	Drawing title:	BTMS WIRING DIAGRAM	=BDB1
Arhitect	Robotina		XXX			Project No:	23-ROB-104	Page: 7
Draw by	DL		XXX			Proj. des.:	IFC	Of pages: 10
Standard	DIN 61346	Costumer		Project		Drawing No:	BM-CA-06	





/8.9 PS1/+24V  
/8.9 PS1/M
PS1/+24V  
PS1/M



/2.4 SS6  
UTP CAT.5e

Date	06.11.23	Ident. No	XXX	BTMS Battery Monitoring System 1 x BM-SS		Drawing title:	BTMS WIRING DIAGRAM	=BDB1
Arhitect	Robotina		XXX			Project No:	23-ROB-104	
Draw by	DL		XXX			Proj. des.:	IFC	
Standard	DIN 61346	Costumer		Project	www.robotina.com	Drawing No:	BM-CA-06	Page: 9
						Ident. No:	I2S 1628	Of pages: 10

