

Introduction

Up to 22kW of charging power - enough to charge electric vehicle for distance of 100km in 45 minutes (calculation made for consumption of 16kWh per 100km)

Modern design with IP54 & IK10 standard - suitable for indoor and outdoor use as well as customizable charger colours

Coloured LED light indicates charging status - different colour for various charger states

Secure charging with remote locking option - use RFID card or QR code to unlock and start charging process

Eco charging

- Save by charging (eco charging) during off-peak hours
- Charge with surplus energy
- Priority charging at the highest possible power

Long range wireless power meters for installation without cabling - easy installation & monitoring of the energy consumption

Fully compliant with IEC 61851



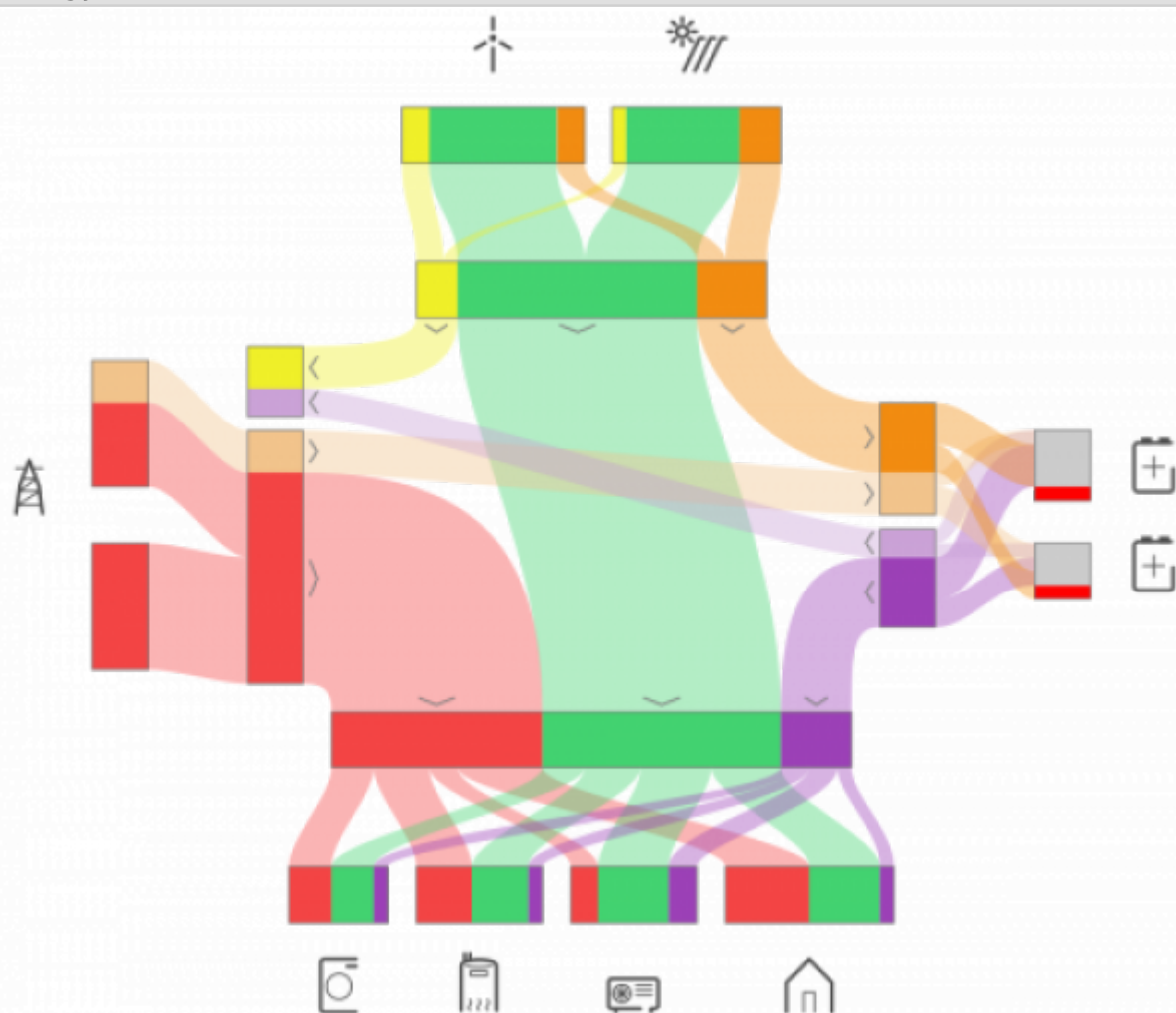
RDC Charger does not require connection to internet for operation !

RDC Charger & HEMS

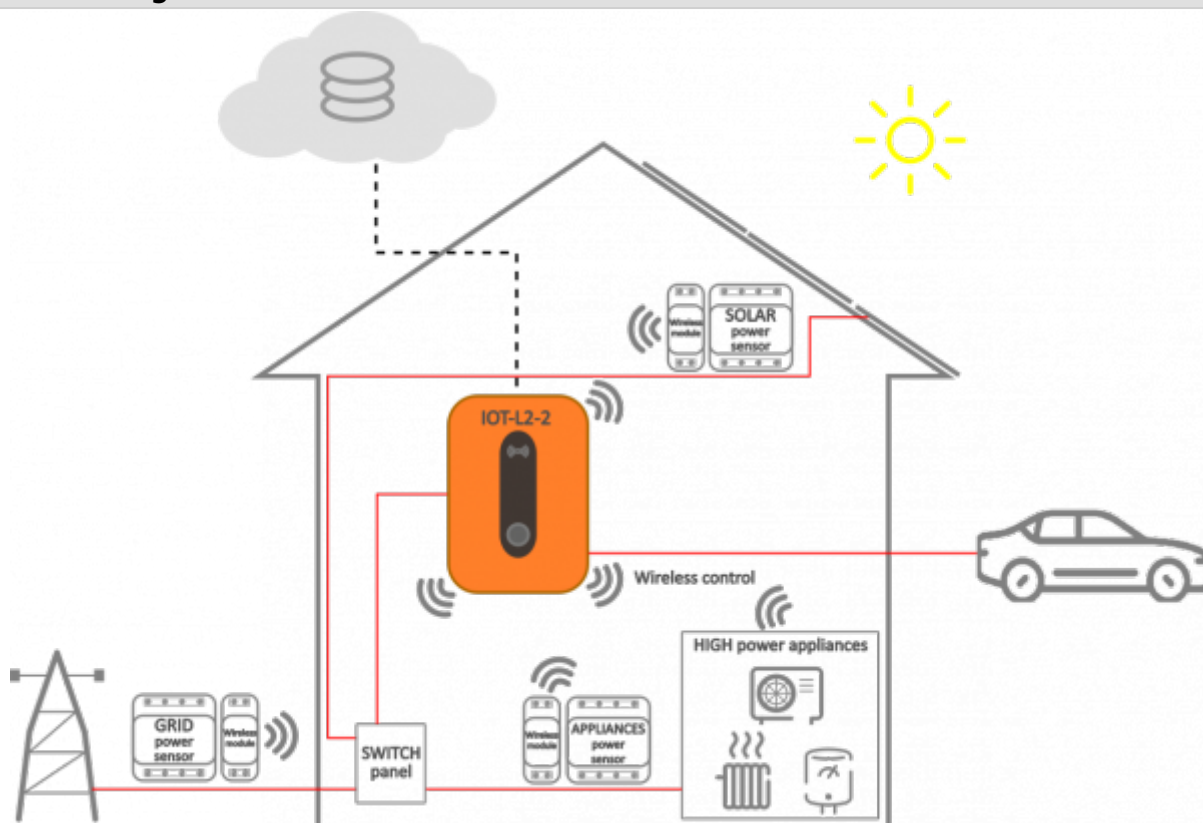
Home Energy Management System (HEMS):

- Monitoring electricity flows at home (consumption, production, and storage)
- Control and manage devices (producers, consumers, prosumers)
- Dynamic Load Management (DLM) keeps consumption power below grid fuses
- Control up to 8 RDC Chargers (EV fleet)
- Provide relevant information and help understanding energy flow
- Minimize cost of electrical energy

Energy flows



RDC Charger & HEMS overview

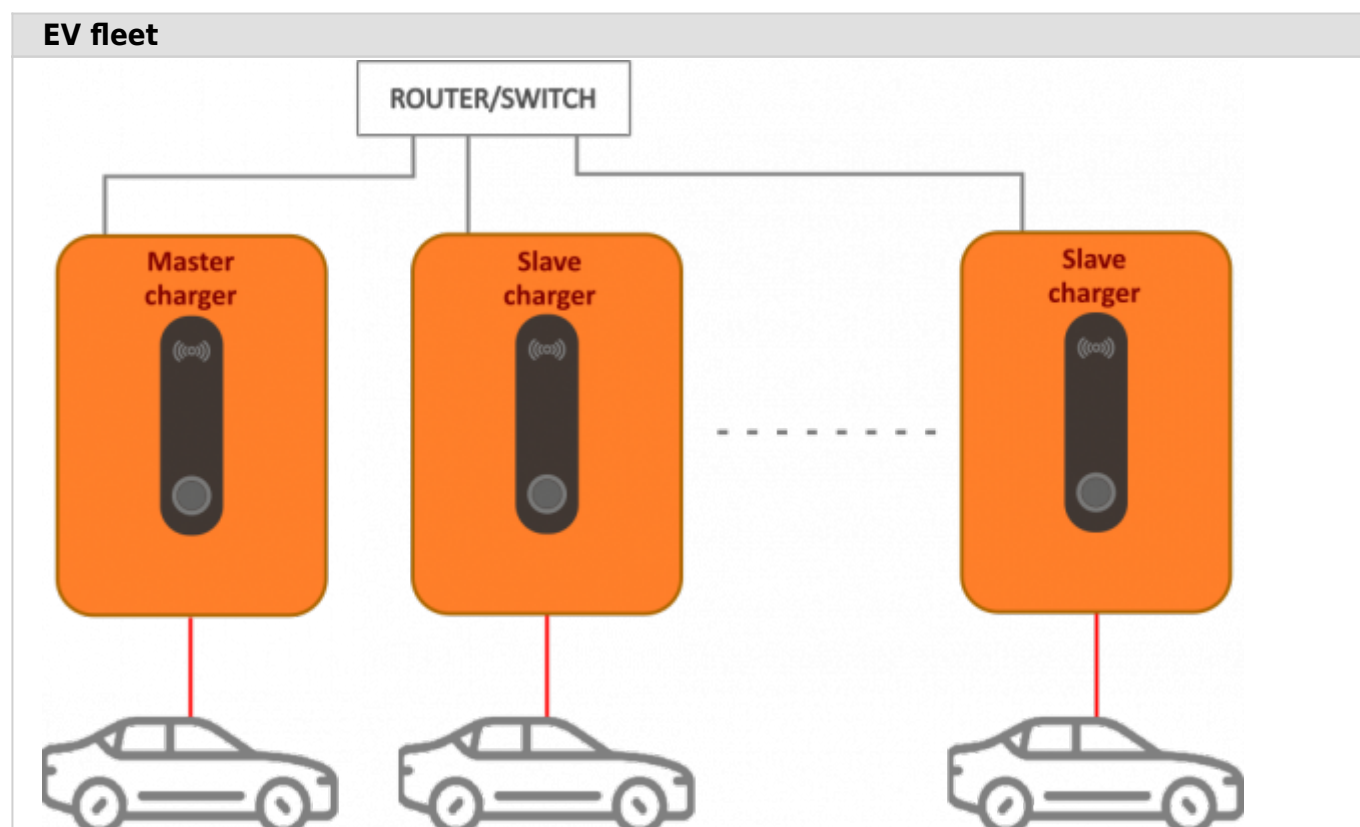


Note:

- IOT-L2-2 linker can be installed as external unit or is integrated into the RDC Charger.

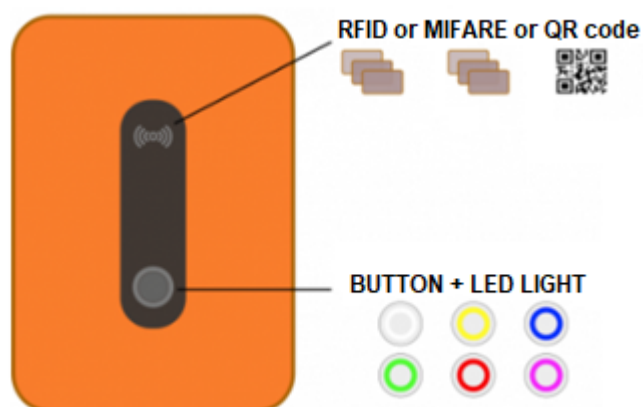
RDC Charger & EV fleet

- **Control up to 8 RDC Chargers (EV fleet)**
- Suitable for multi-apartment buildings, hotels, etc.
- Only one charger is master, others are slave
- Master does optimal operation (Dynamic Load Management) of EV fleet within the building



Operation

- If EVSE is enabled and not locked, charging starts automatically as soon as vehicle is connected with power cable.
Otherwise, enable EVSE with **short press** on button, by application or use RFID/MIFARE card /QR code.
- **short press** button toggle enable/pause charging
- **long press** button toggle priority/eco charging
- LED indicator for charging status



RFID, MIFARE or QR

- Unlock EVSE and toggle enable/pause charging

LOCKED

- EVSE is locked on software level
- charging is activated by RFID, MIFARE card /QR code or by application


ECO CHARGING

- Allows charging with lower power
- Charging at low tariff only (depending on tariff table settings)
- Charging by surplus energy

PRIORITY CHARGING

- Utilize all available power to charge as fast as possible
- Any eco charging settings are ignored
- In case of *Dynamic load management* EVSE(s) with *Priority charging* will be limited last

LED indicator	On	Blinking
	EV is not connected, EVSE is enabled	EV is not connected, EVSE is paused
	EV is connected, EVSE is enabled, not charging	EV is connected, EVSE is paused
	Charging	/
	Charging ended	/
	/	Error
	/	Locked
	/	Priority charging
	/	Priority charging is paused

LED indicator	On	Blinking
	/	Priority charging is ended