

IR-C6-B

Recessed ceiling PIR sensor, relay output



| | |
|---------------|----------------|
| Model number: | IR-C6-B |
| Connects to: | digital input |
| Mounting: | In ceiling |

Applications

- Motion detector
- Ready light
- Intrusion detector
- Lighting control
- Hotel GRMS

Features

- Small visible surface
- Aestetical look
- Easy mount
- Water resistant (front side)

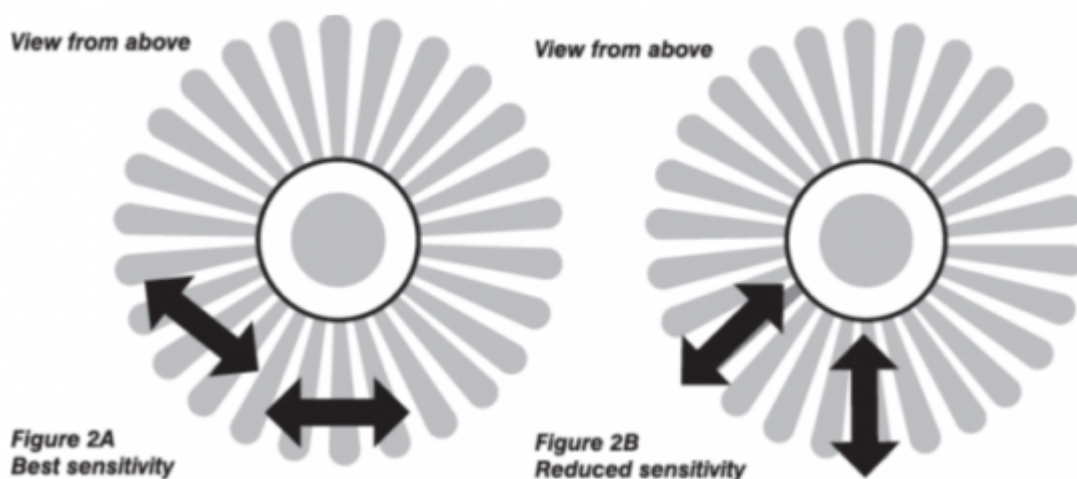
General description

A passive infrared detector with sleek and compact housing.

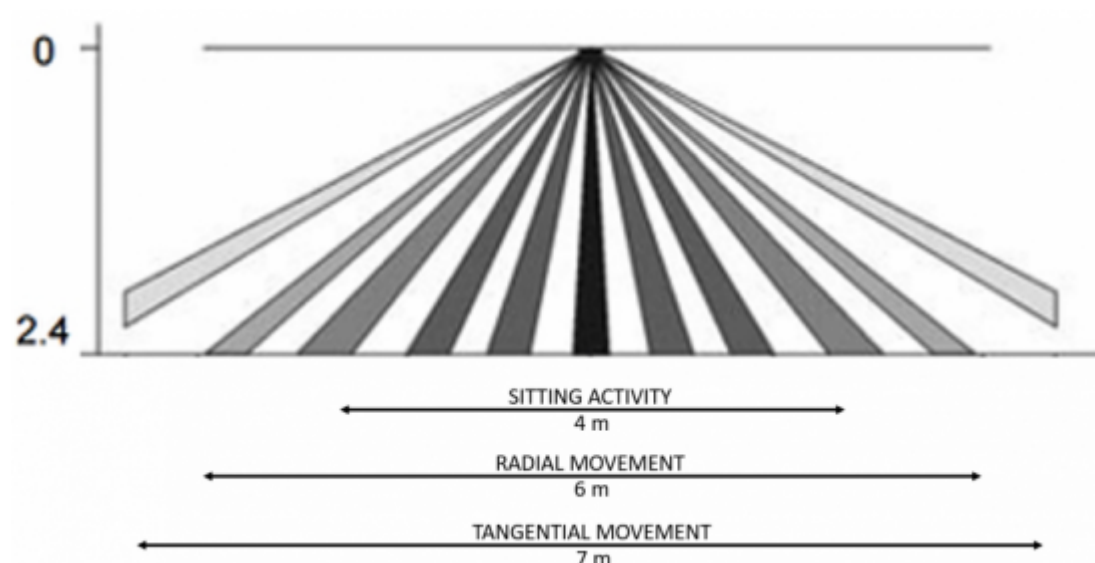
Installation instruction

- Do not install the detector at position which faces direct or reflected sunlight or near windows with direct car headlight.
- Ensure that there are no obstructions (plants, screens, furniture etc.) in the field of view that may cause incorrect cover/operation of the detector.
- Avoid locating the detector in areas that contain equipment that may change the environment temperature rapidly (i.e. above radiator or under the air-conditioner)
- Install the detector at proper height on a rigid surface. Do not install the detector on vibrating surface.
- PIR detector is more sensitive to the motions “across” the detection zones than “toward” or “away”.

Detection pattern



Range



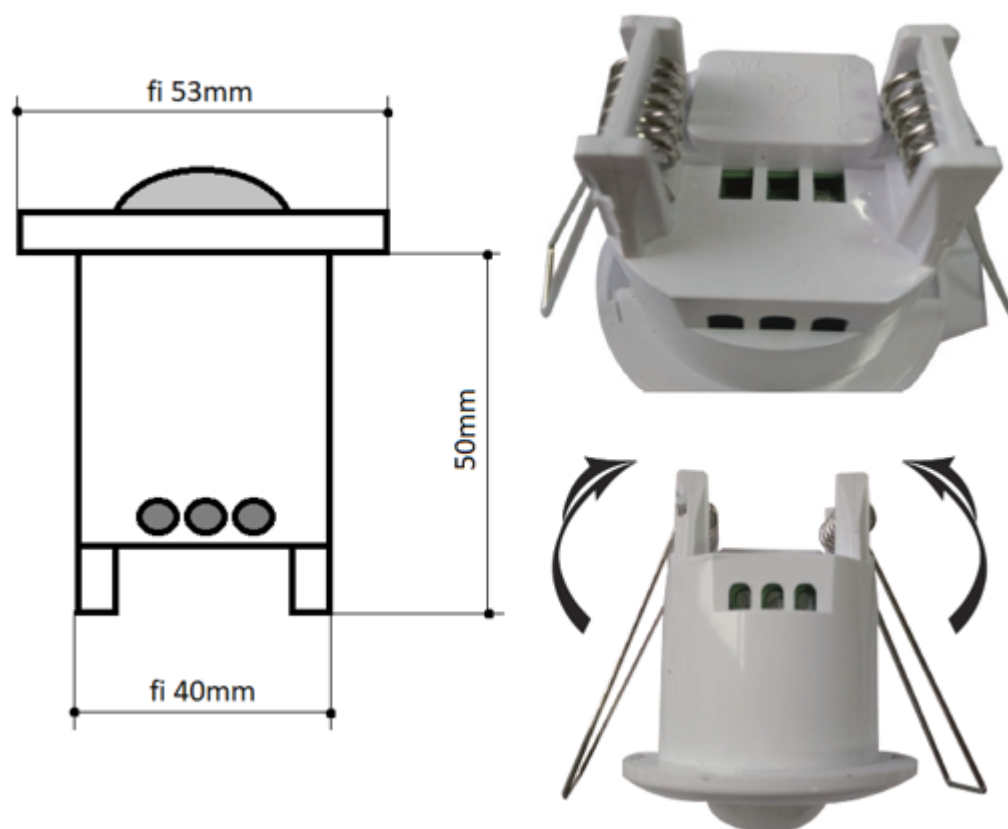
Technical specifications

| | |
|-------------------|---|
| Power supply | 24 VDC |
| Power consumption | 0.1 W (static mode), 0.45W (triggered mode) |
| Temperature | -20°C ~ 40°C |
| IP rating | IP54 (front side), IP20 (back side) |

Terminals

| | | |
|-------------------|-----------|--------|
| Power supply | + | Red |
| | - | Black |
| HIQ common | C | Yellow |
| HIQ digital input | NO | White |

Dimensions



Settings

Turn the light level and time control to the desired position so that the settings match your preferences

