

WD-1

Wireless DALI-to-DALI bridge

Model number: **WD-1**



Features

- wireless DALI-to-DALI bridge
- replacement for DALI wiring
- wired/wireless combinations
- multiple ballasts per bridge
- internal DALI power supply
- very long range, no hopping
- protected private connection
- multiple addressable groups

Technical specification

DALI

DALI power supply:	internal, 18V 20mA
Ballasts per adapter:	5 (2mA) or 10 (1mA)
Bus length:	50m max.
Galvanic isolation:	4kV DALI to mains (SELV)

230V tolerance:	no
-----------------	----

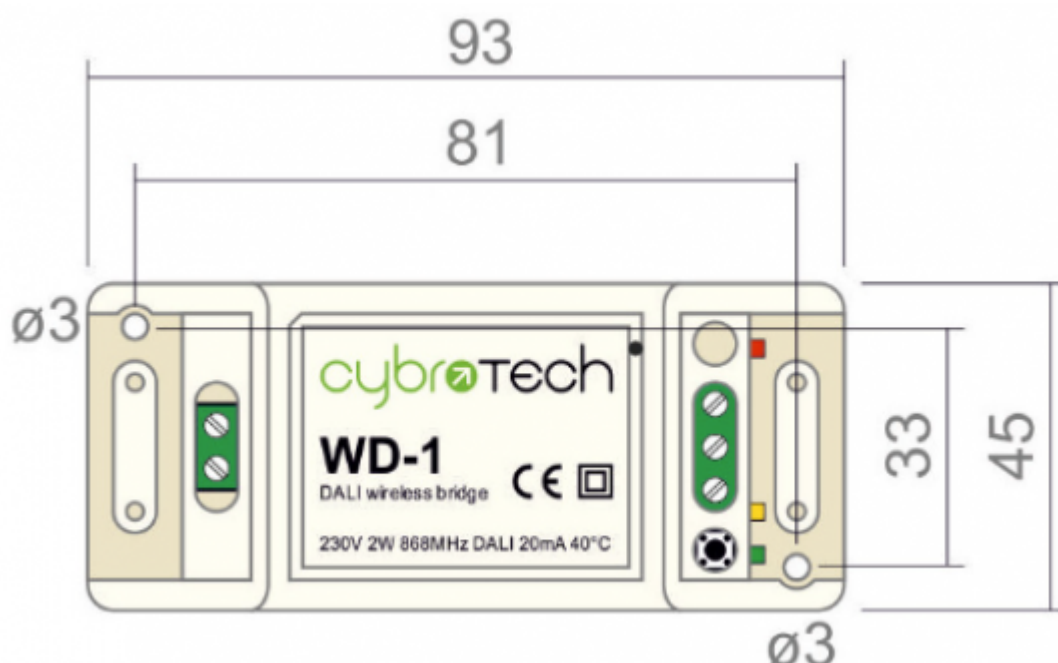
Radio

Frequency band:	868MHz (EU), 915MHz (US)
Modulation	FSK, 80kHz bandwidth
Group address	32-bit, automatically generated
Connection time	10s power-on to network ready
Output power	25mW
Minimum distance	3m between devices
Operating range	300m with optical visibility

General

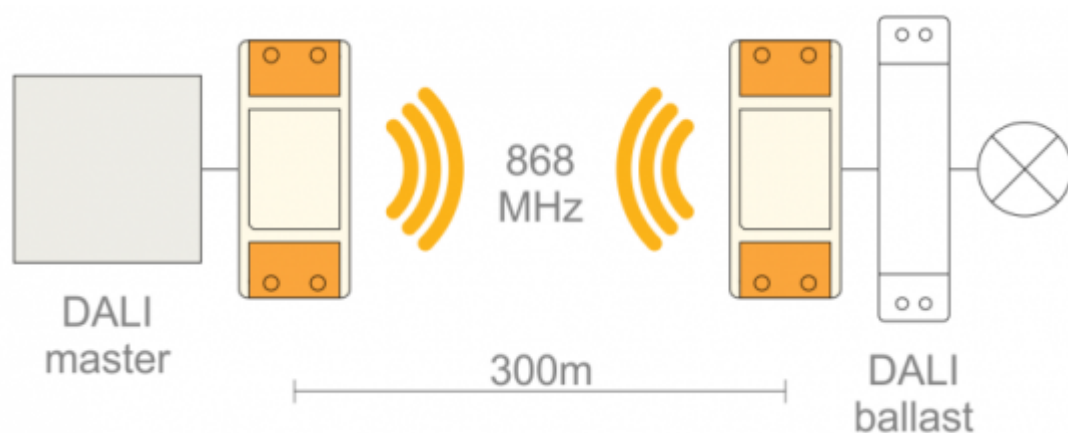
Power supply	230V, 50..60Hz, 2W
Terminals	0.25..1.5mm ²
Operating conditions	-20..+40°C, 0..85% rh nc
Storage temperature	-40..+85°C
Weight	80g
Degree of protection	IP20
Standards	EN60730-1, EN300-220-2

Dimensions and mounting

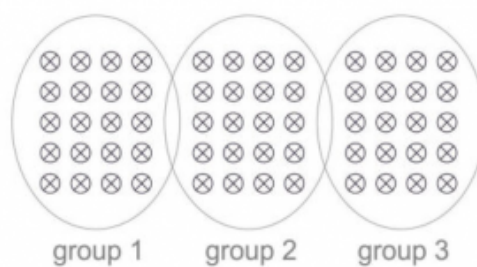
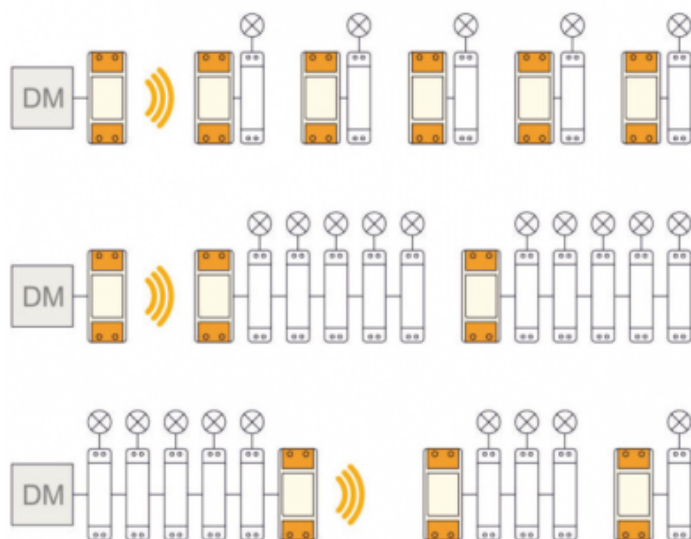


Device should not be installed inside the metal cabinet. Distance from antenna to the nearest object should be at least 10cm.

Operating range



Groups



For a system with more than 64 ballasts, create two or more wireless groups. Groups are fully independent, each has a separate DALI master. Group can be created at power-on, a few seconds later bridge is securely locked. Use CybroDaliConfigurator to configure, any DALI master to control.

Configuration

Cybro DALI Configurator, including plc program and SCADA, is used to assign addresses and groups.

