

Room Panel

The room panel is the main interface for guest interaction inside the room, enabling control of comfort functions and room status.

It provides centralized control of HVAC, lighting, and service functions, while also serving as a communication interface between the guest and hotel staff.

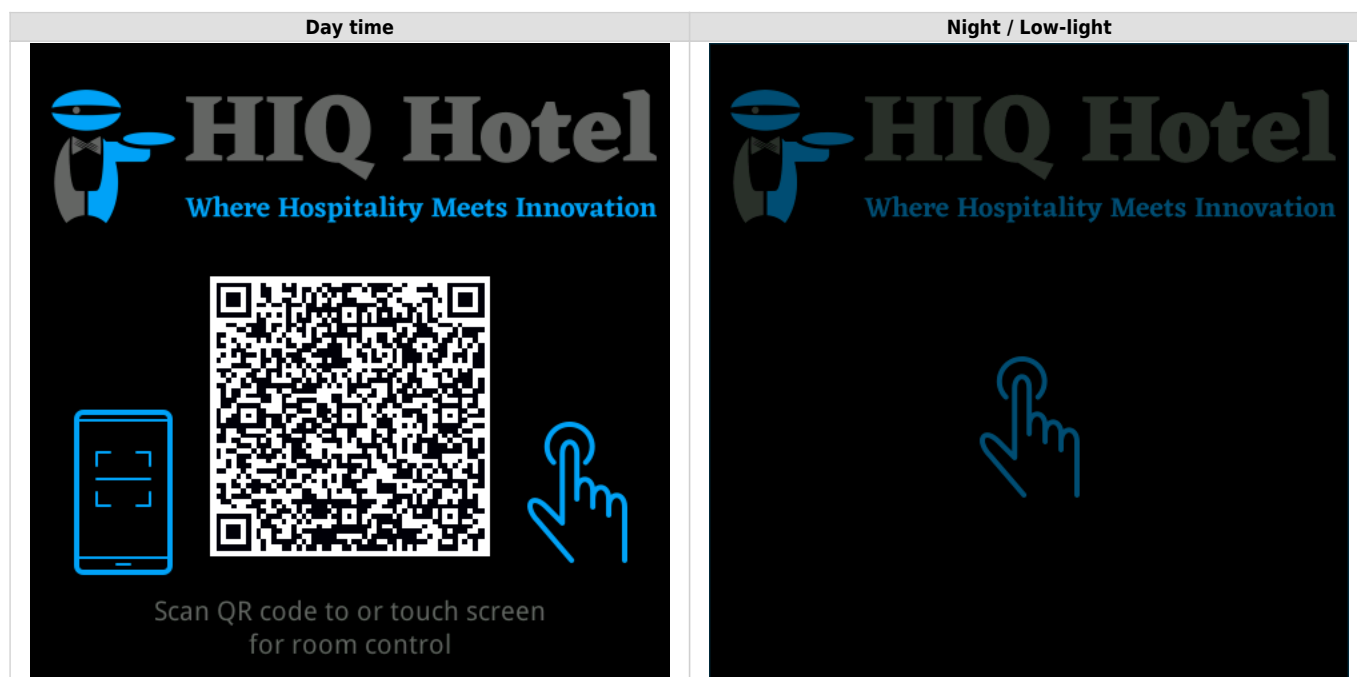
Idle Screen

The idle screen is displayed when the panel is not actively used.

It has two modes:

- **Day mode** – displays hotel branding and a QR code for quick access to the guest web application
- **Night / Low-light mode** – reduced brightness screen with minimal interaction (touch to activate)

The QR code allows guests to control room functions via their mobile device without downloading an application.



Main screen

The main screen provides direct control of room comfort settings:

- **Temperature setpoint** - adjustment of desired room temperature
- **Fan speed / limit** - control of HVAC fan operation
- **Room status** - DND (Do Not Disturb) and MUR (Make Up Room)

The interface is designed for intuitive use with clear visual feedback.

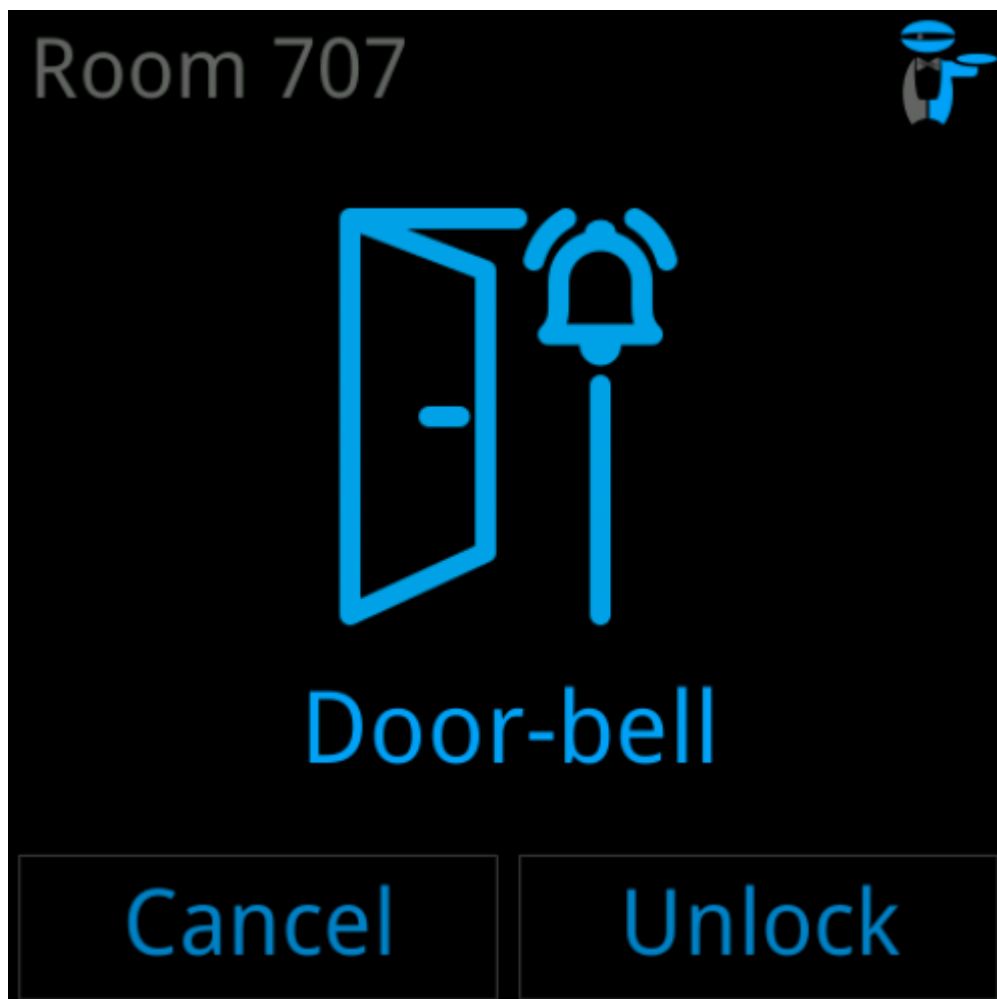


Door-bell screen

The door-bell screen is activated when the door-bell button on the corridor panel is pressed.

- **Visual notification** - door-bell icon and room indication
- **Acoustic signal** - short beep when activated
- **Actions available:**
 - **Cancel** - closes the screen
 - **Unlock** - optionally unlocks the door

This function enables direct interaction between guests and visitors or staff.

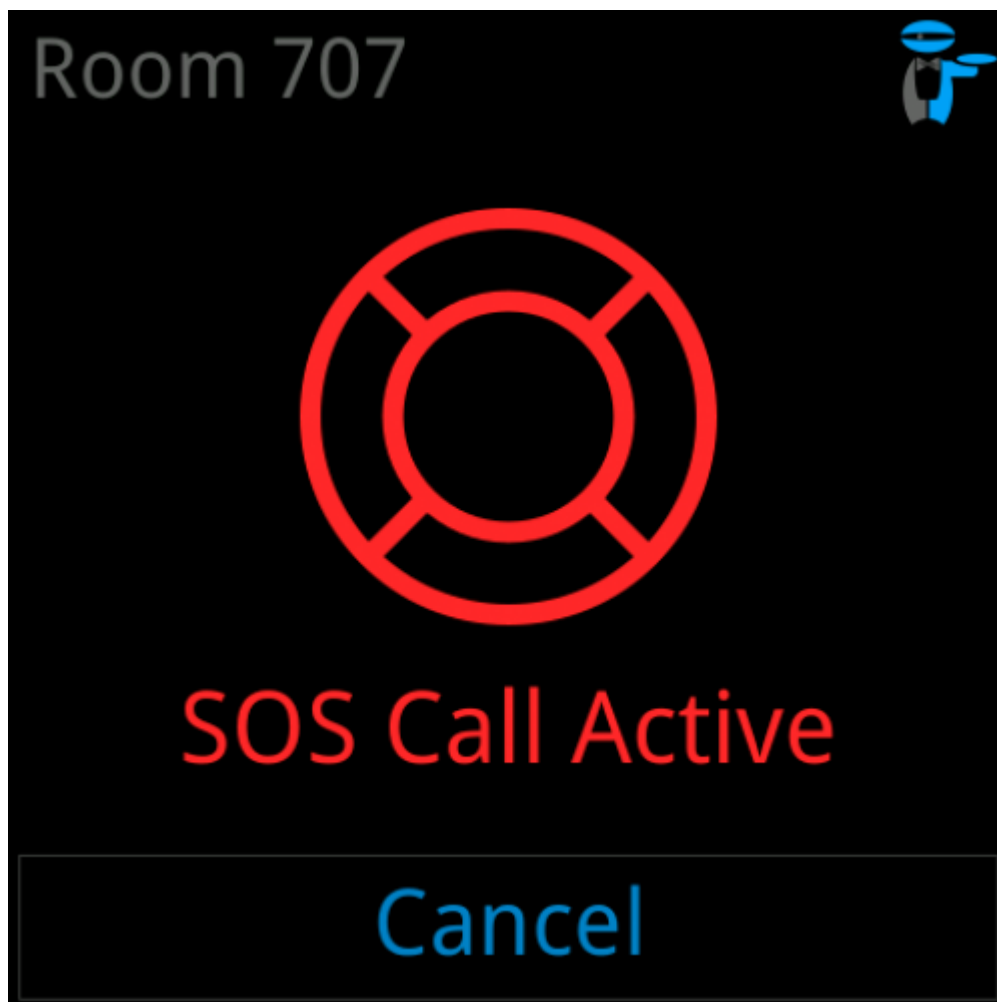


SOS screen

The SOS screen is activated when an emergency (SOS) signal is triggered.

- **Clear visual alert** - red warning indication
- **Acoustic alert** - periodic beeping
- **Action available:**
 - **Cancel** - dismisses the SOS alarm

This feature is used for emergency situations and alerts staff immediately.



Fire-alert screen

The fire alert screen is activated when abnormal temperature or fire conditions are detected.

- **Critical alert display** - red fire warning
- **System-triggered event** - can be activated locally or from central systems (e.g. fire alarm panel)
- **Continuous alerting** - periodic acoustic signal

Note: Fire alarm cannot be dismissed from the room panel.



The room panel integrates multiple functionalities into a single device:

- Comfort control (HVAC, lighting)
- Guest interaction (QR access, touch interface)
- Service communication (DND / MUR, door-bell)
- Safety alerts (SOS, fire alarm)

This reduces the need for multiple wall-mounted devices and improves both user experience and operational efficiency.