

MC-230-02-RFM

MC Controller with the RFM option can wirelessly control a range of devices, typically connected by wire. It uses 868MHz narrowband protocol, providing secure connection and significantly longer range compared to standard Wi-Fi. All necessary keys are generated automatically locked, preventing unauthorised access.



Order code:	MC-230-02-RFM
Description:	230 VAC, 11 IO, 2 × RS232, RS485, IEX2 terminals, RFM free-programmable radio
Mounting:	DIN rail (35mm), 6M, 106mm

Features

- 3 digital inputs
- 4 relay outputs 8 A
- 4 universal inputs/outputs
- Ethernet, USB, IEX-2, 2×RS232, 1×RS485
- 230 VAC power supply
- RFM free-programmable radio

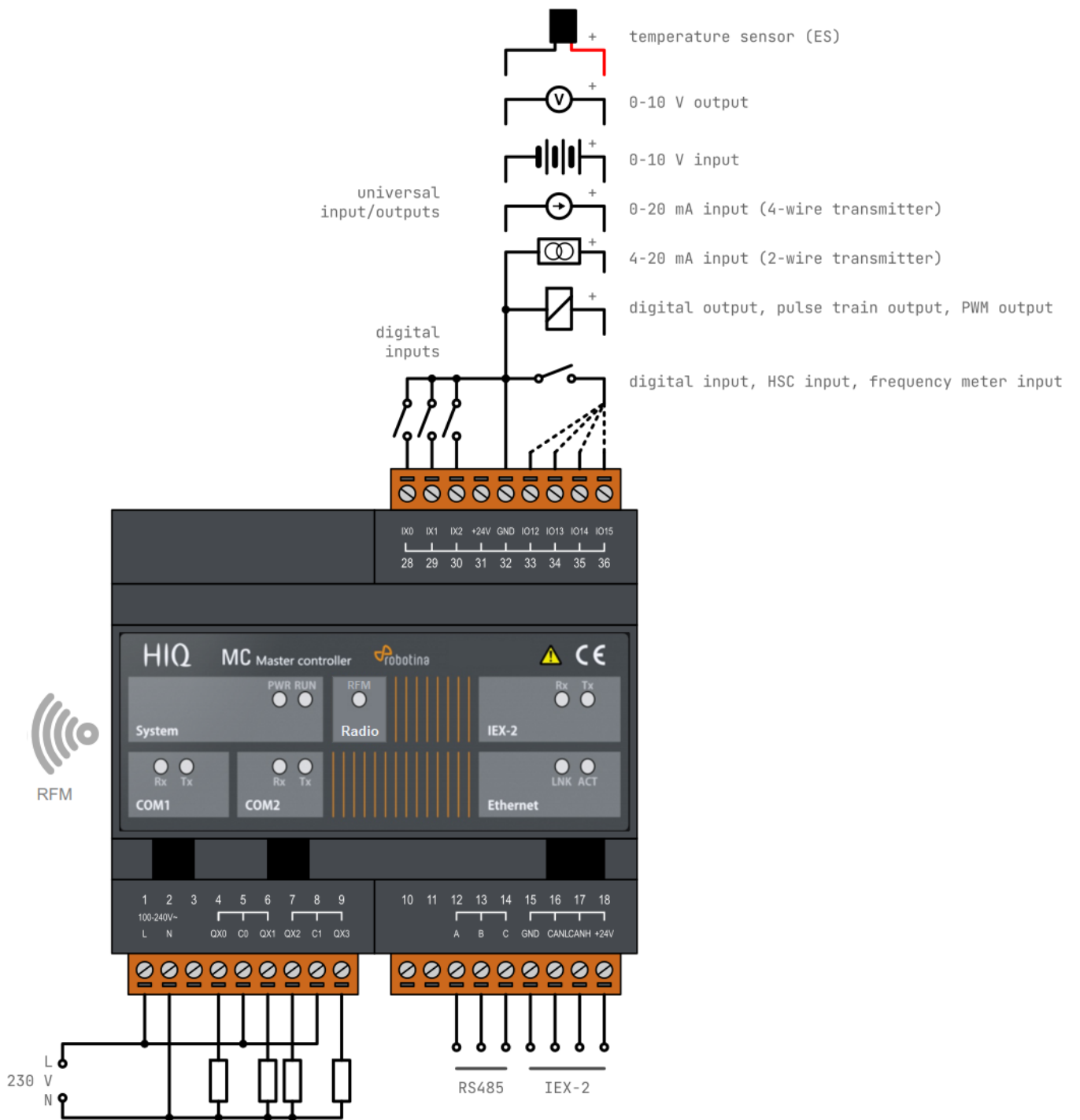
Safety standards

EN 61010-1, EN 61010-2-201, EN 61131-2

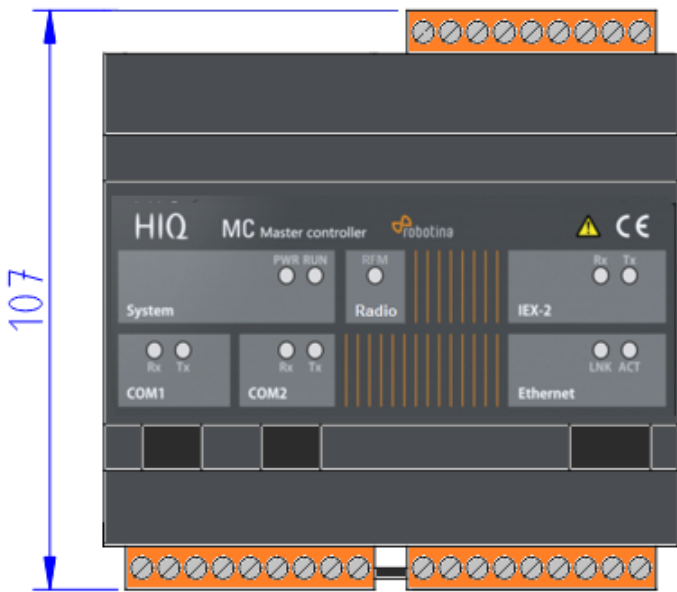
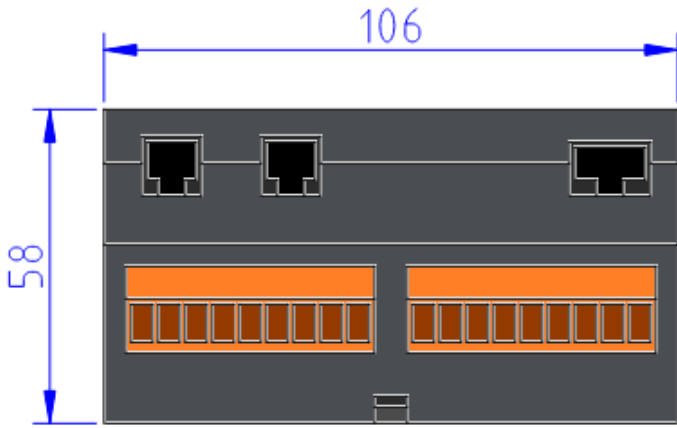
Technical specification

Relay outputs:	8A/250VAC resistive, 8A/30VDC resistive
Communication:	Ethernet, 2x RS232, 1x RS485, IEX-2 bus
Nominal power rating:	230 VAC or 24 VDC
Power consumption:	typ. 1W (no load), 10W max
Power output:	24V 200mA (with 230 VAC power supply)
Ingress protection:	IP20
Operating temperature:	0..50°C
Storage temperature:	-20..75°C
Relative humidity:	0..85% n/c
Input type(ix00..ix02):	dry contact, internal pull-up 12V 2mA
Cable lenght:	50m
COM1 type	RS485 two wire
Transmit/receive	automatic switching
MAX recommended output power per relay:	
- incandescent / halogen 230V	800 W
- halogen 12 V with transformer	400 W
- fluorescent with electronic ballast	400 W
- parallel compensated fluo lamps	250 W / 30 uF
- electric heater	1400 W
Total output power (all relays):	4000 W

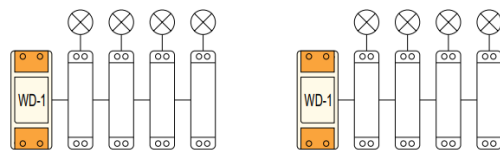
Terminals



Dimensions



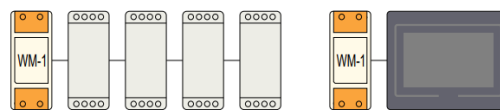
Examples of use



WD-1 bridge for DALI lights



868MHz
25mW



WM-1 bridge for Modbus slaves and other serial devices



WR-1 wireless relay



WR-5 wireless relay and temperature readout

300m

Radio interface can be used to exchange simple messages between two or more controllers.

