

# LC-10-IQ mk2

10 relay-controlled outputs



Model number:	<b>LC-10-IQ mk2</b>
Mounting:	DIN rail, 6M, 106 mm

## Applications

- general purpose discrete (ON/OFF) lights
- automatic corridor and stairs lights
- door-bell
- managed sockets
- bathroom and other single speed fans
- managed appliances (boiler, oven, electric cooker, ...)

## Features

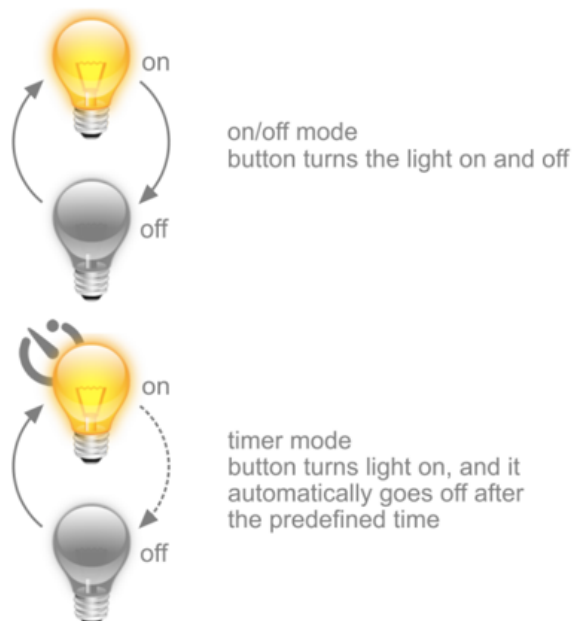
- Configurable output:

- Normal mode - general purpose light; input toggles light
- Timer (auto off) mode - transitional lights; often used in combination with a presence sensor
- Configurable input:
  - Normal (toggle push-button)
  - Timer reload (extended time for staircase lighting)
  - Momentary (output is active while input is pressed - used for doorbell)
  - Presence or door sensor (sensor activates light, use timer mode for auto off)
  - Scene set (no direct light action)
- Smart restart after power supply interruption
- Stand alone / HIQ expansion
- PC, smartphone and cloud connectivity

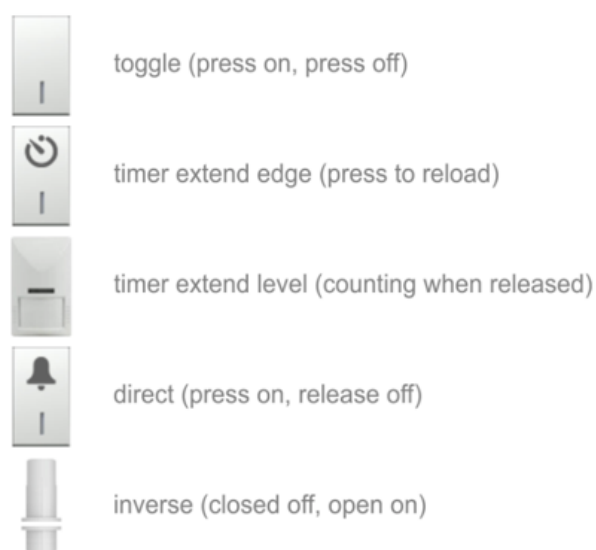
## General description

The discrete light controller LC-10-IQ is HIQ intelligent expansion module primarily used for controlling discrete (non-dimmable) lights. Featuring high power relay output, it can control other consumers too (mains sockets, heaters, fans,..). LC-10-IQ can be used as stand-alone or part of the integrated system, when connected to one of HIQ Home Controller. Many features are available in the stand alone mode, while advanced features like scenes, scheduling, smartphone operation, internet connection are only available when connected to the appropriate Home Controller.

### Output mode



### Input mode

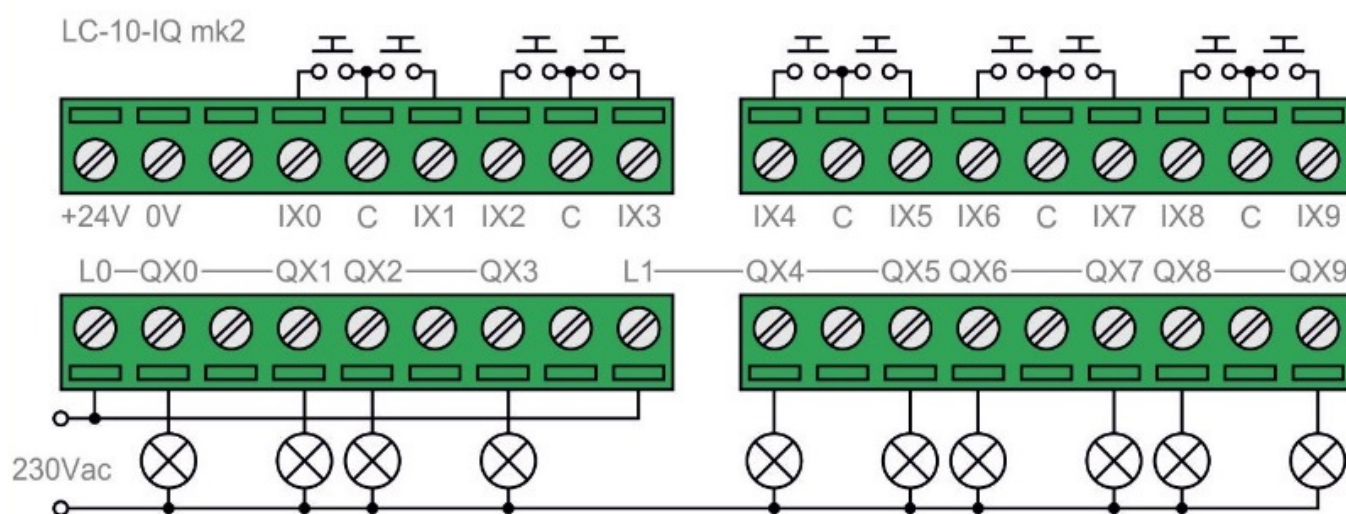


Input mode defines how input affect the output. Basic functions are handled internally by light controller, night mode and ready light are handled with master controller.

## Technical specification

Output power per relay	
- incandescent / halogen 230V	800 W
- halogen 12 V with transformer	400 W
- LED with transformer or compact	400 W
- fluorescent with electronic ballast	400 W
- parallel compensated fluo lamps	250 W / 30 uF
- electric heater (any resistive load)	1400 W
Total output power per group:	2800 W
Maximum input cable length:	50 m
Power supply:	24 V / max. 145 mA
Ingress protection:	IP20
Operating temperature:	0..45 °C
Storage temperature:	-20..75 °C
Relative humidity:	0..95 % n/c
Weight:	250g

## Terminals



## Dimensions

